



NORTHEAST-MIDWEST
STATE FORESTERS
ALLIANCE

Urban & Community Forestry Committee

URBAN FORESTRY FACTS

I O W A



ECONOMIC SECTORS

PRIVATE SECTOR

INVESTOR-OWNED UTILITIES

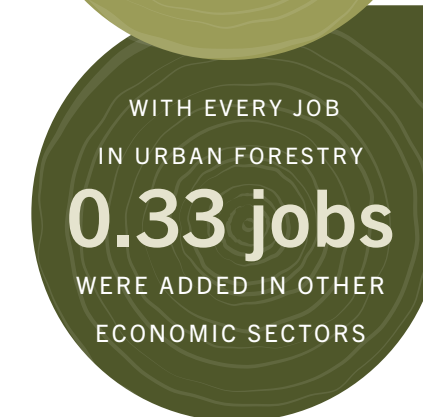

MUNICIPAL GOVERNMENT

COUNTY GOVERNMENT

STATE AGENCY

HIGHER EDUCATION INSTITUTIONS

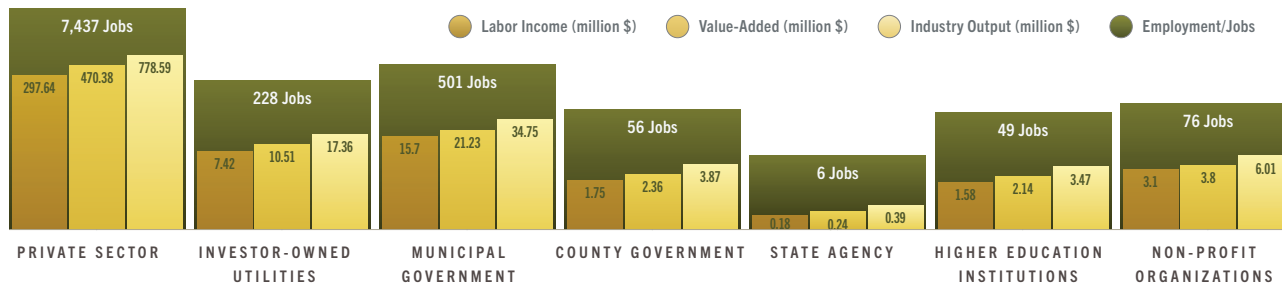
NON-PROFIT ORGANIZATIONS



TOTAL EFFECT ECONOMIC CONTRIBUTION OF URBAN FORESTRY*

*Total Economic Contribution is the sum of direct, indirect, and induced effects of urban forestry activities.

● Labor Income (million \$) ● Value-Added (million \$) ● Industry Output (million \$) ● Employment/Jobs





NORTHEAST-MIDWEST
**STATE FORESTERS
ALLIANCE**

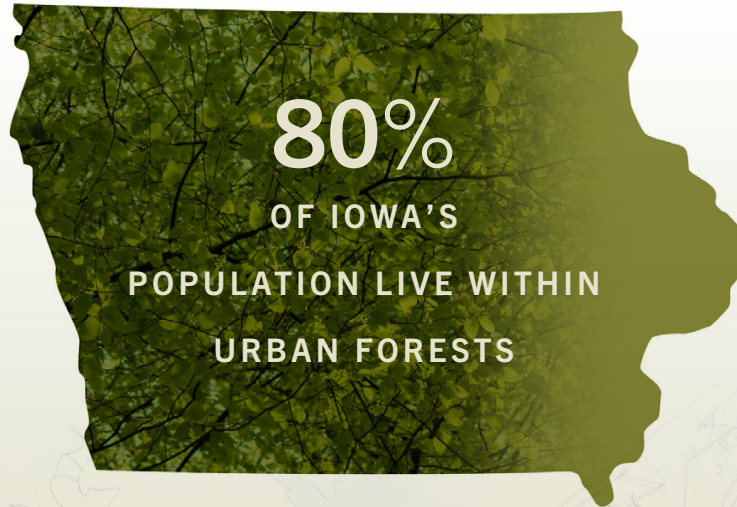
Urban & Community Forestry Committee



19% OF IOWA'S COMMUNITY LAND IS COVERED WITH CANOPY



**DIRECT TAX CONTRIBUTION
OF URBAN FORESTRY**



VALUE OF ECOSYSTEM SERVICES

\$63.5 million/year

\$27.1 MILLION FROM THE REMOVAL OF AIR POLLUTANTS

\$19.0 MILLION FROM THE REDUCTION OF STORMWATER

\$17.4 MILLION FROM THE SEQUESTRATION OF CARBON



**STATE & LOCAL
TAX CONTRIBUTION
FEDERAL**



This project was made possible by a grant from the USDA Forest Service, an equal opportunity provider, employer, and lender.

Please visit <http://www.nmsfa.org> to view online or download a copy of the full report.



WWW.BLUERAVENCREATIVE.COM